

GC CAPSULE APPLIER III

Carefully read the instructions before using this product.

The GC CAPSULE APPLIER III is designed to be used with all GC encapsulated glass ionomer products to facilitate easy dispensing of the mixed materials directly to the tooth preparation.

DIRECTIONS FOR USE

I. Capsule Loading

After triturating, remove the capsule from the amalgamator: Insert and secure the capsule in capsule holder (fig. 1).

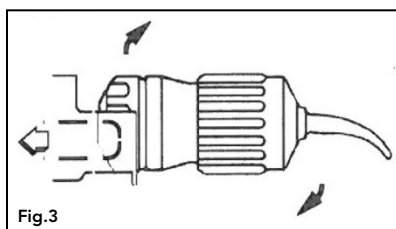
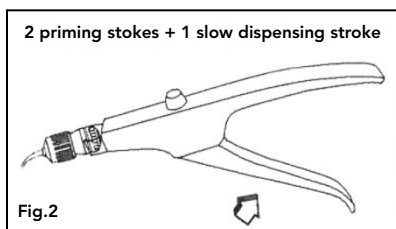
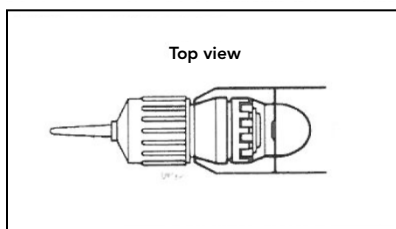
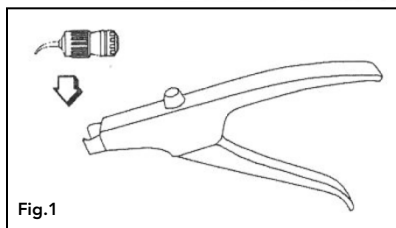
NOTE: The capsule cannot be inserted if the plunger is extended. Retract the plunger by pressing the release button.

II. Extruding the Material

Direct the capsule nozzle into the prepared surface of the tooth. Make 2 priming strokes with the lever; then ensure the third and fourth strokes are made slowly to allow smooth dispensing of the material (fig.2).

III. Removal of the Capsule

Press the release button to retract the plunger. Remove the used capsule from the applicator by twisting clockwise and pulling upwards (fig.3).



CLEANING

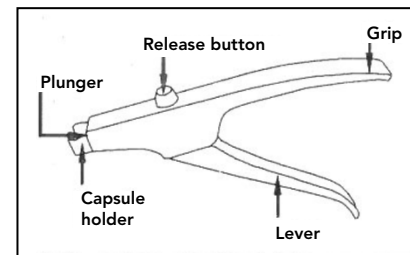
Clean the applicator with a gauze soaked in alcohol.

STERILIZATION

The applicator can be autoclaved at 121-134°C (250-273°F) for 10 to 30 minutes (excluding heat-up time). Please follow manufacturer's instructions. NOTE: The use of chemical disinfectants/sterilants may cause damage to the applicator and are therefore not recommended.

NAME OF PARTS

Plunger
Capsule holder
Release button
Grip
Lever



PACKAGE

CAPSULE APPLIER III – 1 piece

NOTES

1. Prior to use, sterilize the applicator.
2. Do not use the GC CAPSULE APPLIER III on patients who have a history of allergy or show signs of allergy to metals. If any such reactions are experienced, discontinue the use of the product and refer to a physician.
3. An operator who has a history of allergy to metals should not handle the GC CAPSULE APPLIER III. In case of allergy, discontinue use and consult a physician.
4. Take care not to get your hand or fingers caught between the lever and the grip.
5. This product should only be used by a dental professional.
6. This product should only be used for the applications described herein.

GC

Distributed overseas by
GC AMERICA INC
3737 West 127th Street, Chicago IL 60658 U.S.A.
GC ASIA DENTAL PTE LTD
19 Loyang Way #06-27 Singapore 508724
GC EUROPE N.V.
Research Park 13 Interleuvenlaan B-3001 Leuven Belgium