



Weldable Tubes and Lingual Attachments



Global Experts in Orthodontics

03

GC Orthodontics
GLOBAL EXPERTS IN ORTHODONTICS

Weldable Tubes and Lingual Attachments



Upper 1st Molar Tubes	73
Lower 1st Molar Tubes	77
Lip Bumper Tubes	77
Upper 2nd Molar Tubes	79
Lower 2nd Molar Tubes	80
Access Non-Convertible 1st and 2nd Molar Tubes	81
Weldable Lingual Attachments	82



Weldable Tubes


Single Convertible Buccal Tubes - Upper 1st Molar

Maxillary Single Convertible 1st Molar

	Length mm	Torque	Rotation	Tooth	WELDABLE		Details	Rx
					.018 SLOT	.022 SLOT		
	3.8	-10°	14°D	UR6	41-1160-0012	41-2160-0012	Single Convertible	Roth
				UL6	41-1260-0012	41-2260-0012		
	4.0	-14°	14°D	UR6	41-1160-0061	41-2160-0061	Single Convertible	Roth
				UL6	41-1260-0061	41-2260-0061		
	3.8	-10°	7°D	UR6	41-1160-0034	41-2160-0034	Single Convertible	And
				UL6	41-1260-0034	41-2260-0034		
3.8	-14°	10°D	UR6	41-1160-0022	41-2160-0022	Single Convertible	MBT	
			UL6	41-1260-0022	41-2260-0022			
	4.0	-10°	14°D	UR6	—	41-2160-0016	Single Convertible - Large Entry	Roth
				UL6	—	41-2260-0016		



Double Convertible Buccal Tubes (No HG tube) - Upper 1st Molar

Maxillary Single Convertible 1st Molar (Auxillary Tube)

	Length mm	Torque	Rotation	Tooth	WELDABLE		Details	Rx
					.018 SLOT	.022 SLOT		
	4.0	-14°	14°D	UR6	41-1160-0011	41-2160-0011	Double Convertible No HG .018 x .025 Auxillary Slot	Roth
				UL6	41-1260-0011	41-2260-0011		
	4.0	-14°	14°D	UR6	41-1160-0055	41-2160-0055	Double Convertible No HG .022 x .028 Auxillary Slot	Roth
				UL6	41-1260-0055	41-2260-0055		
	4.2	-14°	0°D	UR6	—	41-2160-0105	Double Convertible No HG .022 x .028 Auxillary Slot	MBT Roth
				UL6	—	41-2260-0105		
4.0	-20°	20°D	UR6	—	41-2160-0030	Double Convertible No HG .018 x .025 Auxillary Slot	XT	
			UL6	—	41-2260-0030			

Double Convertible Buccal Tubes with .045 Gingival HG tube - Upper 1st Molar


Maxillary Single Convertible 1st Molar

	Length mm	Torque	Rotation		Tooth	WELDABLE		Rx	Rx
			(Slot)	(HG)		.018 SLOT	.022 SLOT		
	4.2	-14°	14°D	14°D	UR6	41-1160-0054	41-2160-0054	Double Convertible .045 HG Gingival	Roth
					UL6	41-1260-0054	41-2260-0054		
	4.2	-14°	10°D	10°D	UR6	—	41-2160-0020	Double Convertible .045 HG Gingival	And
					UL6	—	41-2260-0020		
	4.0	-10°	7°D	7°D	UR6	41-1160-0033	41-2160-0033	Double Convertible .045 HG Gingival	Roth
					UL6	41-1260-0033	41-2260-0033		
	4.0	-14°	14°D	0°D	UR6	—	41-2160-0070	Double Convertible .045 HG Gingival	And
					UL6	—	41-2260-0070		


Weldable Tubes

Double Buccal Tubes with .045 Occlusal HG tube - Upper 1st Molar

Maxillary Double *Convertible* 1st Molar


	Length mm	Torque	Rotation		Tooth	WELDABLE		Details	Rx
			(Slot)	(HG)		.018 SLOT	.022 SLOT		
				4.6		-14°	10°D		
				UL6	41-1260-0021	41-2260-0021			
	4.0	-10°	14°D	7°D	UR6	41-1160-0073	41-2160-0073	Double Convertible .045 HG Occlusal	Alex
				UL6	41-1260-0073	41-2260-0073			
	3.8	-10°	7°D	0°D	UR6	41-1160-0079	41-2160-0079	Double Convertible .045 HG Occlusal	And
				UL6	41-1260-0079	41-2260-0079			
	4.0	0°	0°D	0°D	UR6	41-1160-0077	41-2160-0077	Double Convertible .045 HG Occlusal	Edge
				UL6	41-1260-0077	41-2260-0077			
	4.0	0°	6°D	6°D	UR6	41-1160-0081	41-2160-0081	Double Convertible .045 HG Occlusal	Edge
				UL6	41-1260-0081	41-2260-0081			

Maxillary Double *Non-Convertible* 1st Molar


	Length mm	Torque	Rotation		Tooth	WELDABLE		Details	Rx
			(Slot)	(HG)		.018 SLOT	.022 SLOT		
				4.8		-10°	6°D		
				UL6	41-1260-0086	41-2260-0086			
	4.8	0°	0°D	0°D	UR6	41-1160-0084	41-2160-0084	Double Non-Convertible .045 HG Occlusal	Edge
				UL6	41-1260-0084	41-2260-0084			
	4.8	0°	6°D	0°D	UR6	—	41-2160-0085	Double Non-Convertible .045 HG Occlusal	Edge
				UL6	—	41-2260-0085			

Double Buccal Tubes with .051 Occlusal HG tube - Upper 1st Molar

Maxillary Double *Convertible* 1st Molar

	Length mm	Torque	Rotation		Tooth	WELDABLE		Rx	Rx
			(Slot)	(HG)		.018 SLOT	.022 SLOT		
				4.0		-14°	14°D		
				UL6	—	41-2260-0056			
	4.0	0°	6°D	6°D	UR6	—	41-2160-0082	Double Convertible .051 HG Occlusal	BIDI
				UL6	—	41-2260-0082			
	4.2	0°	14°D	7°D	UR6	—	41-2160-0083	Double Convertible .051 HG Occlusal	BIDI
				UL6	—	41-2260-0083			
	3.8	-10°	7°D	0°D	UR6	41-1160-0078	41-2160-0078	Double Convertible .051 HG Occlusal	And
				UL6	41-1260-0078	41-2260-0078			

Maxillary Double *Non-Convertible* 1st Molar

	Length mm	Torque	Rotation		Tooth	WELDABLE		Details	Rx
			(Slot)	(HG)		.018 SLOT	.022 SLOT		
				4.8		-10°	6°D		
				UL6	—	41-2260-0087			
	4.8	0°	6°D	0°D	UR6	—	41-2160-0080	Double Non-Convertible .051 HG Occlusal	BIDI
				UL6	—	41-2260-0080			



Triple Buccal Tubes with .045 Gingival HG tube - Upper 1st Molar

Maxillary Triple *Convertible* 1st Molar

	Length mm	Torque	Rotation		Tooth	.018 SLOT		.022 SLOT		Details	Rx
			(Slot)	(HG)		WELDABLE	AUX SLOT	WELDABLE	AUX SLOT		
	4.0	0°	15°D	15°D	UR6	41-1160-0042	.018 x .025	—	—	Triple Convertible .045 HG Gingival	Bio
					UL6	41-1260-0042		—			
	4.0	0°	0°D	0°D	UR6	41-1160-0041	.018 x .025	41-2160-0041	.018 x .025	Triple Convertible .045 HG Gingival	Bio
					UL6	41-1260-0041		41-2260-0041			
	4.0	-20°	10°D	0°D	UR6	41-1160-0027	.018 x .025	—	—	Triple Convertible .045 HG Gingival +3° Angulation	Polar
					UL6	41-1260-0027		—			

Triple Buccal Tubes with .045 Occlusal HG tube - Upper 1st Molar

Maxillary Triple *Convertible* 1st Molar

	Length mm	Torque	Rotation		Tooth	.018 SLOT		.022 SLOT		Rx	Rx
			(Slot)	(HG)		WELDABLE	AUX SLOT	WELDABLE	AUX SLOT		
	4.2	-14°	14°D	14°D	UR6	41-1160-0010	.018 x .025	41-2160-0010	.018 x .025	Triple Convertible .045 HG Occlusal	Roth
					UL6	41-1260-0010		41-2260-0010			
	4.2	-14°	14°D	14°D	UR6	—	—	41-2160-0050	.022 x .028	Triple Convertible .045 HG Occlusal	Roth Legacy
					UL6	—		41-2260-0050			
	4.0	-14°	0°D	0°D	UR6	41-1160-0051	.018 x .025	41-2160-0051	.022 x .028	Triple Convertible .045 HG Occlusal	Roth
					UL6	41-1260-0051		41-2260-0051			
	4.0	0°	6°D	0°D	UR6	41-1160-0065	.018 x .025	41-2160-0065	.018 x .025	Triple Convertible .045 HG Occlusal	Edge
					UL6	41-1260-0065		41-2260-0065			
	4.0	-10°	15°D	0°D	UR6	41-1160-0046	.018 x .025	41-2160-0046	.018 x .025	Triple Convertible .045 HG Occlusal	Hilg
					UL6	41-1260-0046		41-2260-0046			
	4.0	-10°	8°D	0°D	UR6	41-1160-0068	.018 x .025	41-2160-0068	.018 x .025	Triple Convertible .045 HG Occlusal	And
					UL6	41-1260-0068		41-2260-0068			
	4.0	0°	0°D	0°D	UR6	41-1160-0043	.018 x .025	—	—	Triple Convertible .045 HG Occlusal	Bio
					UL6	41-1260-0043		—			
	4.0	14°	14°D	7°D	UR6	—	—	41-2160-0036	.028 Round 14° D	Triple Convertible .045 HG Occlusal	Bio
					UL6	—		41-2260-0036			

Weldable Tubes

Triple Buccal Tubes with .045 Occlusal HG tube - Upper 1st Molar

Maxillary Triple *Non-Convertible* 1st Molar

	Length mm	Torque	Rotation		Tooth	.018 SLOT		.022 SLOT		Rx	Rx
			(Slot)	(HG)		WELDABLE	AUX SLOT	WELDABLE	AUX SLOT		
	5.2	-14°	14°D	14°D	UR6	—	—	41-2160-0037	.022 x .028	Triple Non-Conv. .045 HG Occlusal	Roth
					UL6	—		41-2260-0037			
	4.0	0°	0°D	0°D	UR6	41-1160-0040	.018 x .025	41-2160-0040	.022 x .028	Triple Non-Conv. .045 HG Occlusal	Bio
					UL6	41-1260-0040		41-2260-0040			

Triple Buccal Tubes with .051 Occlusal HG tube - Upper 1st Molar

Maxillary Triple *Convertible* 1st Molar

	Length mm	Torque	Rotation		Tooth	.018 SLOT		.022 SLOT		Details	Rx
			(Slot)	(HG)		WELDABLE	AUX SLOT	WELDABLE	AUX SLOT		
	4.2	-14°	14°D	14°D	UR6	—	—	41-2160-0052	.022 x .028	Double Convertible .051 HG Occlusal	Roth
					UL6	—		41-2260-0052			
	4.2	-14°	14°D	14°D	UR6	41-1160-0015	.018 x .025	41-2160-0015	.018 x .025	Double Convertible .051 HG Occlusal	Roth
					UL6	41-1260-0015		41-2260-0015			
	4.0	-14°	0°D	0°D	UR6	—	—	41-2160-0053	.022 x .028	Double Convertible .051 HG Occlusal	Roth
					UL6	—		41-2260-0053			

Maxillary Triple *Non-Convertible* 1st Molar

	Length mm	Torque	Rotation		Tooth	.018 SLOT		.022 SLOT		Rx	Rx
			(Slot)	(HG)		WELDABLE	AUX SLOT	WELDABLE	AUX SLOT		
	5.2	-10°	14°D	14°D	UR6	41-1160-0102	.018 x .025	—	—	Triple Non-Conv. .051 HG Occlusal	Roth
					UL6	41-1260-0102		—			



Single Convertible Buccal Tubes - Lower 1st Molar

Mandibular Single *Convertible* 1st Molar

	Length mm	Torque	Ang	Rot	Tooth	BONDABLE		Details	Rx
						.018 SLOT	.022 SLOT		
	4.0	-30°	-1°	4°D	LR6	41-1460-0062	41-2460-0062	Single Convertible	Roth
					LL6	41-1360-0062	41-2360-0062		
	3.8	-25°	0°	4°D	LR6	41-1460-0012	41-2460-0012	Single Convertible	Roth
					LL6	41-1360-0012	41-2360-0012		
	3.8	-25°	0°	0°D	LR6	41-1460-0034	41-2460-0034	Single Convertible	And
					LL6	41-1360-0034	41-2360-0034		
	4.0	-20°	0°	0°D	LR6	41-1460-0022	41-2460-0022	Single Convertible	MBT
					LL6	41-1360-0022	41-2360-0022		
	4.0	-25°	-6°	6°D	LR6	—	41-2460-0072	Single Convertible	Plan
					LL6	—	41-2360-0072		
	3.8	-22°	-6°	5°D	LR6	41-1460-0074	41-2460-0074	Single Convertible	Alex
					LL6	41-1360-0074	41-2360-0074		
	3.8	0°	0°	6°D	LR6	41-1460-0092	41-2460-0092	Single Convertible	Edge
					LL6	41-1360-0092	41-2360-0092		
	3.8	0°	0°	0°D	LR6	41-1460-0093	41-2460-0093	Single Convertible	Edge
					LL6	41-1360-0093	41-2360-0093		
	3.8	-10°	0°	0°D	LR6	41-1460-0076	41-2460-0076	Single Convertible	XT
					LL6	41-1360-0076	41-2460-0076		
	4.0	-10°	0°	0°D	LR6	—	41-2460-0016	Single Convertible - Large Entry	XT
					LL6	—	41-2460-0016		

Lip Bumper Tubes - Lower 1st Molar

Mandibular Double *Convertible* Lip Bumper

	Length mm	Torque	Ang	Rot	Tooth	BONDABLE		Details	Rx
						.018 SLOT	.022 SLOT		
	4.0	-25°	0°	4°D	LR6	41-1460-0037	41-2460-0037	Double Convertible LB .045 Gingival	Cetlin
					LL6	41-1360-0037	41-2360-0037		
	4.0	-0°	-0°	0°D	LR6	—	41-2460-0067	Double Convertible LB .051 Gingival	BIDI
					LL6	—	41-2360-0067		
	4.0	-30°	-1°	4°D	LR6	—	41-2460-0057	Double Convertible LB .045 Gingival	Roth
					LL6	—	41-2360-0057		




Mandibular Double *Non-Convertible* Lip Bumper

	Length mm	Torque	Ang	Rot	Tooth	BONDABLE		Details	Rx
						.018 SLOT	.022 SLOT		
	4.0	-25°	0°	4°D	LR6	—	41-2470-0038	Double Non-Convertible LB .045 Gingival	Roth
					LL6	—	41-2370-0038		

Weldable Tubes




Double Convertible Buccal Tubes - Lower 1st Molar

Mandibular Double *Convertible* 1st Molar (Auxillary Tube)

	Length mm	Torque	Ang	Rot	Tooth	BONDABLE		Details	Rx
						.018 SLOT	.022 SLOT		
	3.8	-25°	0°	4°D	LR6	41-1460-0011	41-2460-0011	Double Convertible .018 x .025 Auxillary Slot	Roth
					LL6	41-1360-0011	41-2360-0011		
	4.0	-30°	-1°	4°D	LR6	41-1460-0060	41-2460-0060	Double Convertible .018 x .025/.022 x .028 Aux	Roth
					LL6	41-1360-0060	41-2360-0060		
	4.2	-20°	0°	0°D	LR6	41-1460-0104	41-2460-0104	Double Convertible .018 x .025 Auxillary Slot	MBT
					LL6	41-1360-0104	41-2360-0104		
	3.6	-10°	0°	4°D	LR6	41-1460-0070	41-2460-0070	Double Convertible .018 x .025 Auxillary Slot	XT
					LL6	41-1360-0070	41-2360-0070		
	4.0	-25°	0°	4°D	LR6	41-1460-0028	—	Double Convertible .018 x .025 Auxillary Slot	Roth
					LL6	41-1360-0028	—		
4.0	-27°	0°	12°D	LR6	41-1460-0047	41-2460-0047	Double Convertible .018 x .025 Auxillary Slot	Hilg	
				LL6	41-1360-0047	41-2360-0047			
4.0	-27°	0°	8°D	LR6	41-1460-0069	41-2460-0069	Double Convertible .018 x .025 Auxillary Slot	Mels	
				LL6	41-1360-0069	41-2360-0069			
4.0	0°	0°	0°D	LR6	41-1460-0066	41-2460-0066	Double Convertible .018 x .025 Auxillary Slot	Bio	
				LL6	41-1360-0066	41-2360-0066			
	4.0	-30°	-1°	4°D	LR6	—	41-2460-0058	Double Convertible, Hk Occl. .022 x .028 Auxillary Slot	Roth
					LL6	—	41-2360-0058		
	4.0	0°	0°	0°D	LR6	41-1660-0045	41-2660-0045	Double Convertible Universal .018 x .025 Auxillary Slot	Bio
					LR6				

Double Non-Convertible Buccal Tubes - Lower 1st Molar

Mandibular Double *Convertible* 1st Molar (Auxillary Tube)

	Length mm	Torque	Ang	Rot	Tooth	BONDABLE		Details	Rx
						.018 SLOT	.022 SLOT		
	6.0	-30°	-1°	4°D	LR6	—	41-2460-0059	Double Non-Convertible .022 x .028 Auxillary Slot	Roth
					LL6	—	41-2360-0059		
	5.5	-30°	0°	4°D	LR6	—	41-2460-0109	Double Non-Convertible .022 x .028 Auxillary Slot	Roth
					LL6	—	41-2360-0109		
	4.0	0°	0°	0°D	LR6	41-1660-0044	41-2660-0044	Double Non-Conv. Universal .018 x .025/.022 x .028 Aux	Bio
					LL6				



Single Non-Convertible Buccal Tubes - Upper 2nd Molar

Maxillary 2nd Molar

	Length mm	Torque	Rotation	Tooth	BONDABLE		Details	Rx
					.018 SLOT	.022 SLOT		
	3.0	-10°	14°D	UR7	—	41-2170-0039	Single Non-Convertible, Small Distal Extension	Roth
				UL7	—	41-2270-0039		
	3.0	-10°	7°D	UR7	41-1170-0048	41-2170-0048	Single Non-Convertible, Small	And
				UL7	41-1270-0048	41-2270-0048		
	4.0	-10°	7°D	UR7	—	41-2170-0075	Single Non-Convertible Distal Extension	And
				UL7	—	41-2270-0075		
	4.0	-14°	14°D	UR7	41-1170-0012	41-2170-0012	Single Non-Convertible	Roth
				UL7	41-1270-0012	41-2270-0012		
	4.2	-14°	14°D	UR7	—	41-2170-0014	Single Non-Convertible	Roth
				UL7	—	41-2270-0014		
	4.0	-14°	0°D	UR7	—	41-2170-0063	Single Non-Convertible	Roth
				UL7	—	41-2270-0063		
	4.0	-20°	20°D	UR7	—	41-2170-0032	Single Non-Convertible	XT
				UL7	—	41-2270-0032		
	4.2	-14°	10°D	UR7	41-1170-0022	41-2170-0022	Single Non-Convertible	MBT
				UL7	41-1270-0022	41-2270-0022		
	4.0	-10°	7°D	UR7	41-1170-0034	41-2170-0034	Single Non-Convertible	And
				UL7	41-1270-0034	41-2270-0034		
	4.2	-20°	14°D	UR7	—	41-2170-0071	Single Non-Convertible	Plan
				UL7	—	41-2270-0071		
	3.5	-10°	7°D	UR7	41-1170-0018	41-2170-0018	Single Non-Convertible Peucat Wide Entry	And
				UL7	41-1270-0018	41-2270-0018		

Weldable Tubes

Single Non-Convertible Buccal Tubes - Lower 2nd Molar

Mandibular 2nd Molar


	Length mm	Torque	Rotation	Tooth	BONDABLE		Details	Rx
					.018 SLOT	.022 SLOT		
	3.0	-25°	4°D	LR7	41-1470-0048	41-2470-0048	Single Non-Convertible, Small Distal Extension	Roth
				LL7	41-1370-0048	41-2370-0048		
	4.0	-25°	6°D	LR7	41-1470-0012	41-2470-0012	Single Non-Convertible	Roth
				LL7	41-1370-0012	41-2370-0012		
	4.0	-30°	4°D	LR7	41-1470-0064	41-2470-0064	Single Non-Convertible -1 Angulation	Roth
				LL7	41-1370-0064	41-2370-0064		
	4.0	-25°	0°D	LR7	41-1470-0034	41-2470-0034	Single Non-Convertible	And
				LL7	41-1370-0034	41-2370-0034		
	4.0	0°	0°D	LR7	41-1470-0095	41-2470-0095	Single Non-Convertible Distal Extension	Edge
				LL7	41-1370-0095	41-2370-0095		
	4.0	0°	6°D	LR7	41-1470-0096	41-2470-0096	Single Non-Convertible Distal Extension	Edge
				LL7	41-1370-0096	41-2370-0096		
	3.2	-10°	0°D	LR7	41-1470-0022	41-2470-0022	Single Non-Convertible	MBT
				LL7	41-1370-0022	41-2370-0022		
	3.2	0°	6°D	LR7	—	41-2470-0097	Single Non-Convertible	Edge
				LL7	—	41-2370-0097		
	3.2	0°	0°D	LL7	—	41-2470-0098	Single Non-Convertible	Edge
				LL7	—	41-2370-0098		
	4.6	0°	0°D	LR7	—	41-2470-0094	Single Non-Convertible	Edge
				LL7	—	41-2370-0094		
	3.5	-25°	4°D	LR7	41-1470-0018	41-2470-0018	Single Non-Convertible Peucat Wide Entry	Roth
				LL7	41-1370-0018	41-2370-0018		




ACCESS Tubes

These entry point buccal tubes are manufactured in one-piece using MIM (Metal Injection Molded) technology.


Maxillary Single Non-Convertible 1st Molar

	Length mm	Torque	Rotation	Tooth	BONDABLE		Details	Rx
					.018 SLOT	.022 SLOT		
	4.4	-10°	6°D	UR6	—	41-2160-0025	Access Single Non-Convertible	Roth And
				UL6	—	41-2260-0025		
	4.4	-0°	6°D	UR6	41-1160-0026	—	Access Single Non-Convertible	Edge
				UL6	41-1260-0026	—		


Maxillary Double Non-Convertible 1st Molar

	Length mm	Torque	Rotation	Tooth	BONDABLE		Details	Rx
					.018 SLOT	.022 SLOT		
	4.4	-10°	6°D	UR6	41-1160-0023	41-2160-0023	Access Double Non-Convertible	Roth And
				UL6	41-1260-0023	41-2260-0023		
	4.4	-0°	6°D	UR7	41-1160-0024	41-2160-0024	Access Double Non-Convertible	Edge
				UL7	41-1260-0024	41-2260-0024		


Mandibular Single Non-Convertible 1st Molar

	Length mm	Torque	Rotation	Tooth	BONDABLE		Details	Rx
					.018 SLOT	.022 SLOT		
	4.4	-25°	6°D	LR6	41-1460-0025	41-2460-0025	Access Single Non-Convertible	Roth And
				LL6	41-1360-0025	41-2360-0025		
	4.4	0°	6°D	LR6	41-1460-0026	41-2460-0026	Access Single Non-Convertible	Edge
				LL6	41-1360-0026	41-2360-0026		

Maxillary Single Non-Convertible 2nd Molar





	Length mm	Torque	Rotation	Tooth	BONDABLE		Details	Rx
					.018 SLOT	.022 SLOT		
	4.4	-10°	6°D	UR7	—	41-2170-0025	Access Single Non-Convertible	Roth
				UL7	—	41-2270-0025		





Mandibular Single Non-Convertible 2nd Molar

	Length mm	Torque	Rotation	Tooth	BONDABLE		Details	Rx
					.018 SLOT	.022 SLOT		
	4.4	-25°	6°D	LR7	—	41-2470-0025	Access Single Non-Convertible	Roth
				LL7	—	41-2370-0025		



Weldable Lingual Attachments

Lingual Attachments

		PART NUMBER	
		RIGHT	LEFT
	Standard, with locking indent	43-0250-0000	
	Cetlin 8° offset with V-Stop	43-027R-0000	43-027L-0000
	With hook and locking indent	43-028R-0000	43-028L-0000
	Without locking indent	43-0260-0000	

		PART NUMBER
		
	Weldable Button, Small Flat	43-0310-0000
	Weldable Button, Medium Curved	43-0300-0000
	Weldable Button, Medium Flat	43-0320-0000


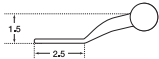
Lingual Seating Lugs

	Weldable Seating Lug, Flat	43-0340-0000
	Weldable Seating Lug, Curved	43-0350-0000

Lingual Cleats

	Weldable Cleat, Small (3.3mm)	43-0210-0000
	Weldable Cleat, Medium (4.4mm)	43-0220-0000
	Weldable Cleat, Large (5.3mm)	43-0230-0000
	Weldable Cleat, Extra Large (8.4mm)	43-0240-0000

Lingual Hooks

 	Weldable Ball Hook	43-0380-0000
--	--------------------	--------------