

Safe,
accurate,
predictable,
enamel
correction



The Dentasonic Difference:

Advancing treatment innovations
for more predictable outcomes



DENTA
SONIC

The Dentasonic Difference:

Advancing
treatment innovations for more
predictable outcomes



1

Quick, safe through the contact point

Our thin saw is designed in order to avoid any cuts on soft tissue; really effective to quickly and safely open the interproximal area and to control the contact point.

2

Gentle correction or reduction of the Enamel

Precise and safe tools with less aggressive diamond grit, to reduce vibration feelings during treatment, and quite less treatment time, so more comfortable and totally safe for the patient.

3

Predefined thickness classes

0.1 to 0.5mm

Defined according to different thickness classes. Simply and safely remove exactly the necessary amount of enamel, avoiding any over reduction.

4

Perfect final polishing

Final polishing with PoliStrip that guarantee you a perfect polished treated zone, even smoother than natural enamel. No issues about caries.

DiaStrip Aligner

Files with extraordinary breaking strength for safer treatment

DiaStrip Aligner files feature a unique surface and are distinguished by their durability and high breaking strength. These properties are ensured by an innovative manufacturing process using electro erosion. In addition, DiaStrip Aligner files are made of stainless steel with controlled memory electroplating treatment.

The combination of unique flexibility and durability makes it possible to reduce costs and steps to perform IPR treatments. In addition, the operator will have almost total control in his hands, which allows him to avoid any possible damage to the patient's soft parts or even to the tooth itself (step).

The Dentasonic IPR protocol is totally safe and comfortable for the patient, in addition to this you save a lot of time and forces, to top it off by following the protocol, you guarantee reproducibility of treatments on your patients without having any negative surprises.

Safely regenerable multiple times

The possibility of restoration allows visual inspection after autoclaving and multiple use.



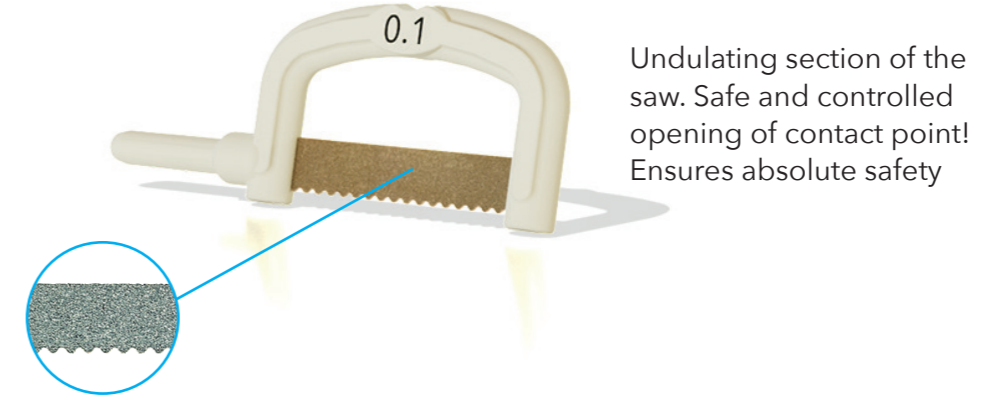
Dr. Oliver Liebl
Specialist in ortodontics, Klammeraffe,
Germany

As an orthodontist I perform a fairly amount of IPR. I have tested a lot of different tools for IPR. BUT the Dentasonic-system is really a gamechanger for me. For every part of the system (handpieces, metalstrips and resinstrips) you can see and feel the swiss quality. The diamond grit on the strips is perfect for non invasive interproximal reduction without damaging the enamel. Dentasonic is the golden standard in IPR.



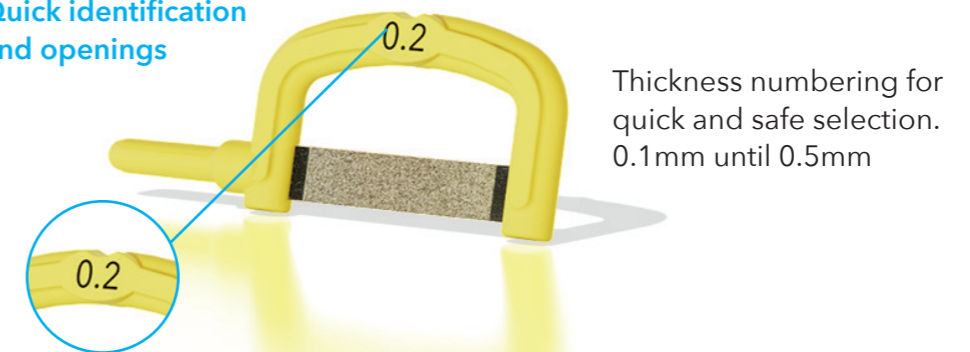
Opener

Contact point opener
wave section design



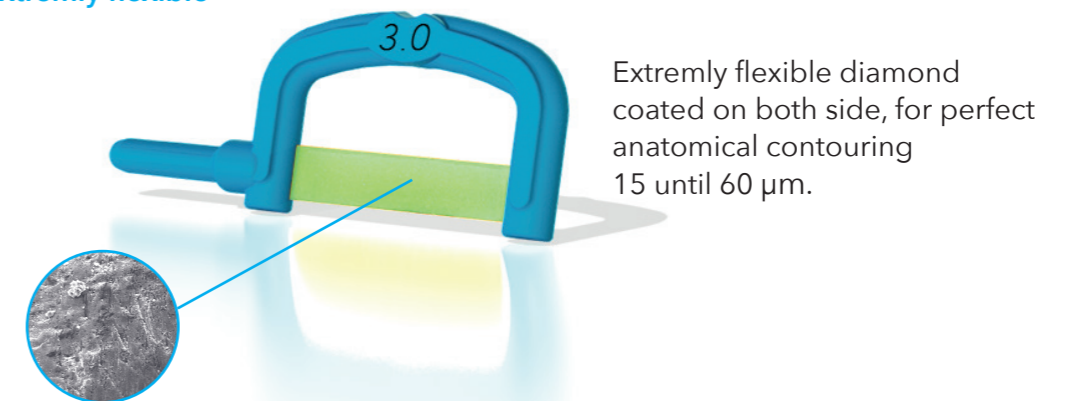
IPR

Quick identification
and openings



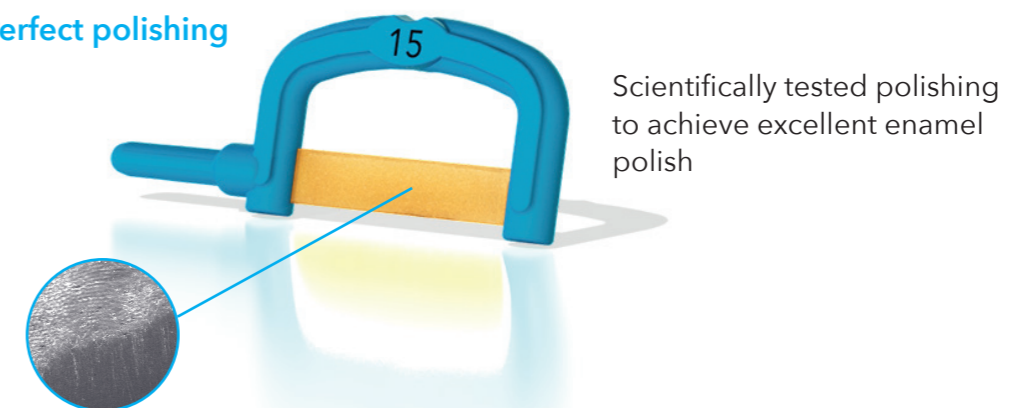
Contouring

Extremely flexible



Polisher

Perfect polishing



IPR DS Sequence

The new Aligner files - Designed for sequential use.

**Do you mean quick and safe for the enamel?
Discover the new sequential solution!**

The DiaStrip Aligner file system offers a tailored solution for fast and reliable preparation of everyday cases. Evidence shows that the application of checklists and adherence to standard protocols increase reproducibility of results and safety. With this in mind, Dentasonic offers new DiaStrip Aligner files purged to be used in sequence, with a single simple protocol, allowing for a shorter learning curve and achieving simplified treatment.

The new IPR Dentasonic sequence includes an opener to safely open the contact point without being able to injure soft parts, followed by 3 gliders to then achieve the opening defined by the required set up, and then finishing with a PoliStrip for the perfect final polish.

The IPR Dentasonic sequence, developed in collaboration with the **UNICAMILLUS University of Rome**, offers a smooth feel when switching from one instrument to another due to the optimized matching of grit size and thickness of the different files.

Overall, it will be possible to achieve the working result with small feeds, applying intermittent and much smoother sequential movements to ensure a better surface of the treated enamel. This means fewer insertions and more safety.



enamel thickness and preserve enough after treatment.

Follow your Aligner plan and avoid any over reduction.

Benefits

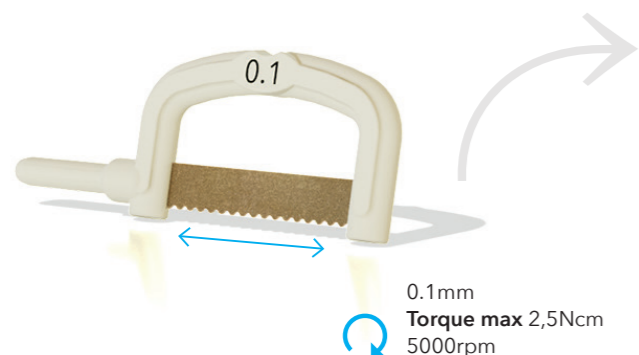
- **Predictable results**
applying the IPR DS protocol
- **Rapid preparation of daily cases**
Through optimized matching of calibrated files throughout the sequence
- **Increased patient safety**
Due to the high care given to surface processing and adhering to the IPR DS protocol
- **Very long service life**
due to high care given to surface processing and adhering to IPR DS protocol

Recommended operation

5000rpm = 10'000 oscillations back and forth! Pressure, force exerted on teeth (Torque) max 2.5Ncm

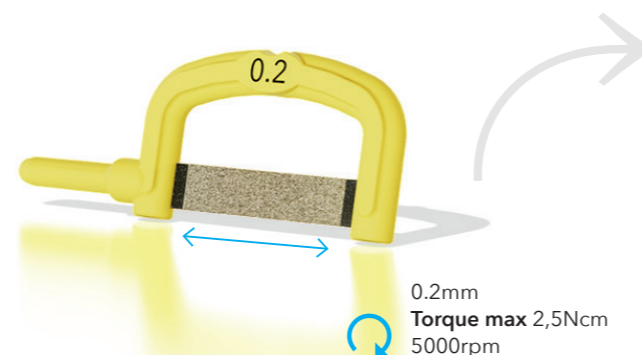
— working length

The new Aligner files - Designed for sequential use.



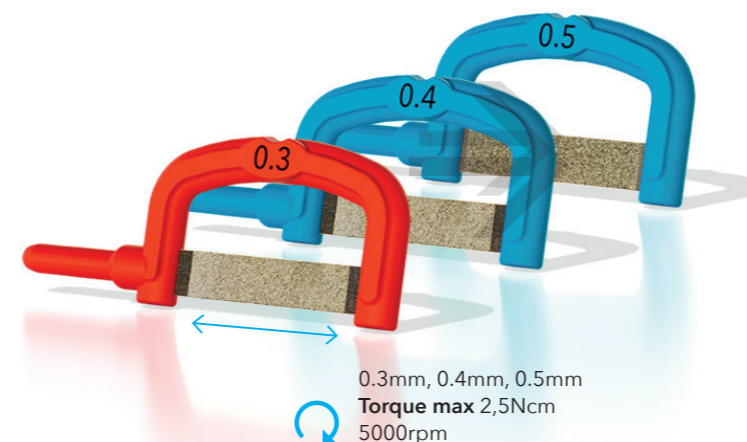
1 Opener

Open the contact point to provide an easy access to the interproximal surfaces. The opener has a thickness of only 0.1mm with a serrated edge. A minimally abrasive grit of 15 µm facilitates the opening procedure.



2 IPR

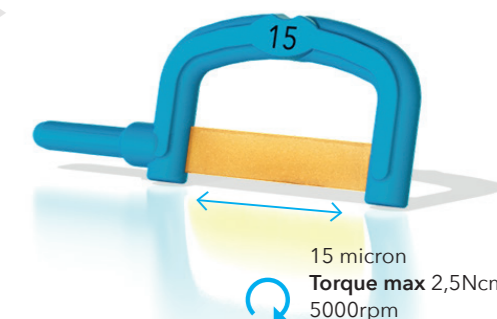
Start to reduce the enamel with an intermediate abrasive (25 µm) strip of 0.2mm thickness. Use the intermediate strips until they completely became passive in the interproximal space.



3 Active IPR

Reduce the interproximal enamel by means of the Diastrips (40 and 60 µm) with calibrated thickness of 0.3mm to 0.5mm, ev. also resin 0.5 mm. Choose the adequate thickness according to the space required.

Don't miss a step! Remember to gradually proceed, until you have obtained the space you want.



4 Finishing and polishing

Finish the IPR procedures by polishing the treated interproximal surfaces with a resin PoliStrip (15 µm). Finishing and polishing procedures are required at the end of the protocol in order to guarantee more regular and homogeneous enamel surfaces avoiding the risks of morphological irregularities and caries.

Your IPR DS guide

Practical. Innovative. Cutting edge.

Dentasonic provides simple, safe and effective solutions for every stage of IPR treatment, carefully guiding the dentist/orthodontist through each enamel correction situation with dedicated training courses and experienced orthodontic consultants.

Our product range, perfected over more than a decade, includes innovative consumables and advanced equipment that reliably cover all stages of treatment.



UniCamillus
Saint Camillus International
University of Health and Medical
Sciences, Rome)

**Prof. Paola Cozza,
Dr. Francesca Cazzani, e
Dr. Roberta Lione**

The adoption of a standardized oscillating IPR sequence determines more regular and harmonious enamel surfaces at the end of the procedure. An adequate polishing after IPR plays a crucial role to guarantee a good long-term prognosis and a good respect of biological structures.

CE
1346

DS DENTASONIC SA Tel. +41 91 600 19 60
Via Piodella 12 info@dentasonic.ch
CH-6933 Muzzano www.denta-sonic.com
Switzerland



**DENTA
SONIC**

European Representative:
QuaSer S.r.l., Via Pian due Torri, 19, 00146 Roma

Some of the products and designations mentioned in the text are patented or copyrighted. The absence of a special reference or the ® sign should not be interpreted as the absence of copyright protection. This publication is copyrighted. All rights, including those of translation, reprinting, and reproduction (also in the form of extracts) are reserved. No part of this publication may be reproduced or processed using electronic systems in any form or by any means (photocopying, microfilm, or other methods) without the editor's prior consent in writing. Colours and products subject to alterations. Printing errors excepted.